



IMPULSE DANCE ACADEMY

2026 SPRING RECITAL PACKET

WELCOME TO RECITAL SEASON!

Recital season is a magical time at our studio. The recital is a culmination of our students, faculty and staff's hard work this season. It is what we have been working towards all year. Please read on for all of the key details for this year's recital production. If you have any questions, please feel free to contact us any time at impulsedancestudio@yahoo.com. Thank you in advance for your cooperation. We are confident the recital will be a wonderful experience for you and your guests and will create life-long memories for your dancer and family. It's almost show time!

RECITAL PERFORMANCE

SATURDAY, JUNE 20, 2026 | SHOWTIME: 4:00 P.M.

RECITAL LOCATION

**Seaholm High School | Wagner Auditorium
2436 W Lincoln St. | Birmingham, MI 48009**



QUICK HIGHLIGHTS



RECITAL TICKETS ON SALE: Monday, April 6, 2026 | 9:00 A.M.

PRICES: \$25.00/each

TICKET LINK: <https://buy.tututix.com/impulsedanceacademy>

PHONE:

Call 855 - 222 - 2TIX (2849) to order through customer service

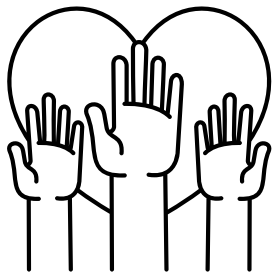


2026 PICTURE DAY

DATE: Saturday, May 2, 2026

TIME: 9:00 A.M. - 5:00 P.M.

SCHEDULE/ORDER FORMS: Available April 2026



PARENT VOLUNTEER SUBMISSIONS

DEADLINE: May 9, 2026

Please be sure to complete the Volunteer Background check process by Saturday, May 9th to ensure you can volunteer with us if desired.



RECITAL PROGRAM SOUVENIR BOOK

A commemorative souvenir program book for this year's Spring Dance Recital! Purchase an ad to have your dancer featured!

SUBMISSION DEADLINE: Saturday May 16,, 2026

Submission Link: impulsedanceads@gmail.com

QUICK HIGHLIGHTS



PARENT PREVIEW WEEK

DATES: May 16 - 22, 2026

Families will have the opportunity to preview their dancer's progress in class in prep for the upcoming recital (Note: Last 10-15 minutes of class)



RECITAL GIFTS, MERCH & MORE

Pre-order your recital gifts, flowers, merch and more in prep for the 2026 Spring Dance Recital!

DEADLINE: Saturday, May 16, 2026



2026 STAGE REHEARSAL: Friday, June 19, 2026

TIME: 1:00 P.M. - 9:00 P.M.

LOCATION: Seaholm H.S. | Wagner Auditorium |
2436 W Lincoln St, Birmingham, MI 48009

REHEARSAL SCHEDULE: Available May 2026



2026 SPRING DANCE RECITAL: Saturday, June 20, 2026

SHOWTIME: 4:00 P.M. | Doors Open at 3:30 P.M.

LOCATION: Seaholm H.S. | Wagner Auditorium |
2436 W Lincoln St, Birmingham, MI 48009



RECITAL TICKETS

RECITAL TICKETS – Order your 2026 Spring Dance Recital Tickets through our Online Ticketing Service to make it easier for you to access tickets to our show!

Order from the convenience of your own living room, office, or wherever you are! We offer tickets that allow **reserved seating** for all guests, so you're guaranteed to sit where desired while enjoying the best seat in the house!

- **TICKETS GO ON SALE:** Monday April 6, 2026 at 9:00 A.M. (EST)
- **SPRING RECITAL DATE:** Saturday, June 20, 2026 | 4:00 P.M.
- **TICKET PRICE:** \$25.00/each
- **PURCHASE TICKETS:** Options below

<https://buy.tututix.com/impulsedanceacademy>

OR

Call 855 - 222 - 2TIX (2849) using the customer service center

PLEASE NOTE:

- You will need a credit or debit card to buy tickets.
- Tickets are sold on a first come, first served basis. So, buy early!
- Advance ticket sales end on Thursday, June 18, 2026 (11:59 P.M.).
- Tickets can be purchased at the door on the day of show
 - Main table will open at 3:00 P.M.

TICKET DELIVERY OPTIONS

- **E-TICKETS:** Have your tickets emailed or sent to your smartphone at no charge!
- **KEEPSAKE TICKETS:** Create foil-embossed keepsake tickets for an additional fee – with your dancer's name printed directly on the ticket! Delivered via First Class Mail.

All tickets must be presented at the door the day of the event, so bring them with you!

Scan Me





PICTURE DAY

DATE: SATURDAY, MAY 2, 2026

PICTURE DAY – Northern Lights Photography Studio will be coming to the studio on Saturday, May 2nd!

NOTE: There will be no dance classes held on this day.

All Wednesday, Thursday and Saturday classes will have their photos taken ON Saturday, so please block your calendars accordingly.

Our photos are professionally taken in-studio & will be retouched prior to their availability. **Keep an eye out for Picture day order forms** in the parent lobby featuring information on how to order photos.

Please allow up to 2-4 weeks for post-production prints.

HIGHLIGHTS:

- **TIME:** 9:00 A.M. - 5:00 P.M.
- **PICTURE SCHEDULE:** Available April 2026
- **ORDER FORMS:** Available April 2026
- **PICTURE PAYMENTS:** Please make checks payable to: Northern Lights (cards also accepted on site)





PICTURE DAY

WHAT YOU NEED TO KNOW:

1. Dancers should come to class with the COSTUME/SHOES ON AND HAIR AND MAKEUP DONE.
2. Parents will not be allowed in the photo area to avoid distraction.
3. As picture day gets closer, you will find a list of times to help remind both parents and dancers of the photography schedule. Please double check to ensure you don't miss your photo! Photo schedules will also be posted and available at the studio during class times.
4. Even if you are not purchasing photos, we ask that you attend the photo session for your child's class. We want your dancer to have all their friends in their dance photos. It is important to us that our Recital Photos have all of our Impulse Dance Academy family in it.
5. After being photographed, each dancer will have the opportunity to take an individual photo if the parent is purchasing a photo package. Photos can be taken as solos, duets, siblings, etc. if desired.

COSTUME TIPS:

1. Costumes will be distributed by the week of April 26th
2. Please have any costume alternations finished by Picture Day
3. We recommend visiting your local tailor or cleaners for alterations (note: pants length above the heel of the shoe)
4. Female dancers should avoid wearing underwear underneath their costume. Please just wear your dance tights and costume. Male dancers should wear black underwear.
5. If needed, purchase proper dance undergarments (black/nude) or wear a nude-colored leotard.

RECITAL PROGRAM BOOK



RECITAL PROGRAM BOOK – Impulse Dance Academy will be offering a commemorative souvenir program book at this year’s Spring Dance Recital! The program will feature full-color pages with each class photo and the opportunity to create your own personalized dancer ad!

WHAT YOU NEED TO KNOW:

- Each dancer that purchases an ad will receive a complimentary recital program book
- If there are multiple families featured in the ad, only 1 complimentary program will be provided
- All remaining program books will be on sale at the recital
- Ads can have photos and text and be dedicated to one dancer or several

WE WILL DESIGN THE AD FOR YOU!

Photos must be emailed to impulsedanceads@gmail.com (jpg file),
with the subject of the email as:
Subject line: Program Ad – [Dancer Name]

SUBMISSION DEADLINE: SATURDAY, MAY 16, 2026

PROGRAM AD OPTIONS

Full Page Tribute Ad - \$125.00

Up to 5 photos

Message up to 350 characters

Choose one design style



Full Page Style A
- Clean Layout



Full Page Style B
- Ballet Theme



Full Page Style C
- Photo Collage

Half Page Tribute Ad - \$85.00

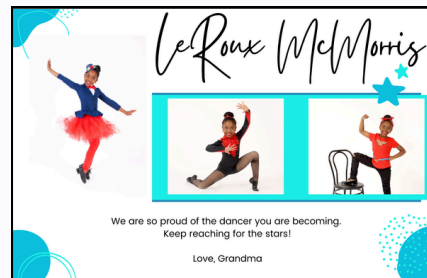
Up to 4 photos

Message up to 150 characters

Choose one design style



Half Page Style A



Half Page Style B

Quarter Page Tribute Ad - \$50.00

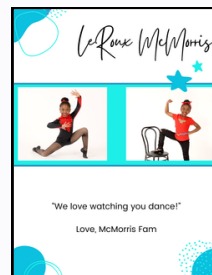
Up to 2 photos

Message up to 80 characters

Choose one design style



Qtr Page Style A



Qtr Page Style B

PROGRAM AD SUBMISSION

STEP 1: Please email photos and message to:
impulsedanceads@gmail.com

- **Subject line:** Program Ad – [Dancer Name]
- Please submit only the number of photos allowed for your ad size.
- Dancer’s Name for the Program
 - Please write your dancer’s name exactly as you want it to appear in the recital ad.
 - Spelling, capitalization, and formatting will be printed exactly as submitted.

STEP 2: Message Guidelines (Examples Below)

- Full Page (up to 350 characters)

"Watching you grow as a dancer has been such a joy. Your dedication and love for dance inspire us every day. We are so proud of your hard work and can't wait to see you shine on stage!
Love, The Williams Family
- Half Page (up to 150 characters)

"We are so proud of the dancer you are becoming. Keep reaching for the stars!"
Love, Grandma
- Quarter Page (up to 80 characters)

"We love watching you dance!"
Love, Mom & Dad

STEP 3: Photo Guidelines

- Photos may be vertical, horizontal, or square
- High-resolution photos are required (300 DPI or higher)
- JPG or PNG format only
- Photos may be cropped to fit the layout
- Studio reserves the right to crop photos as needed for layout.

STEP 4: Don't forget the Submission and Payment Deadline:

SATURDAY, MAY 16, 2026

PROGRAM AD SUBMISSION

USING 2026 PICTURE DAY PHOTOS**

If you want your most recent photos from the 2026 Picture Day Session to be used in layout , please be sure to add this information when submitting your email, images and messaging.

Email submission example:

Please use my dancer's Jazz and Hip Hop photos taken during the 2026 Picture Day Session.

Please Note: 2026 Picture Day imagery will be secured directly from the photography studio and used for your program book ad(s). Digital Imagery will not be sent to parents for approval. The program book will be finalized before you may receive your printed picture packages. The studio cannot guarantee changes after submission once the program has been sent to print.

Disclaimer:

Submission Deadline

All ads, photos, and messages must be submitted by **SATURDAY, MAY 16, 2026** Please do not wait until the last minute! Late submissions will not be approved or included in the program.

Important

The studio reserves the right to adjust templates, layout design, colors, fonts, photo placement and edit messages slightly to ensure the best layout and readability for the program book .

Submission Confirmation

By submitting your ad, you confirm that all names, spelling, and messages are correct. The studio cannot guarantee changes after submission or once the program has been sent to print.

Refunds:

The are no refunds on program ad submissions.

Scan to Pay






PARENT PREVIEW WEEK

PARENT PREVIEW WEEK

Here's your chance to check in on your dancer's progress in class! Parents will be invited inside the classroom during the last 10-15 minutes of class to see how your dancer is coming along.

This provides parents visibility into the choreography taught for the season and will help your dancer practice performing in front of an audience before the big show!

DATES: May 16 - 22, 2026

WHAT YOU NEED TO KNOW:

- Dancers do NOT need costumes or make-up for preview week.
- Dancers should dress in the same manner as they would for a regular class day.
- Dancers should already have their assigned class shoes for the show. (WEAR THEM!)

PLEASE NOTE:

- Adult classes do not have to preview their dances
- Company Classes will not preview their dances
- Father & Daughter Performances will not preview their dance
- Solos, Duets, Trios **WILL** preview their dances this week



STAGE REHEARSAL

2026 STAGE REHEARSAL

All classes will practice their dance numbers on stage in prep for the 2026 Spring Dance Recital

DATE: Friday, June 19, 2026 | 1:00 P.M. - 9:00 P.M.

REHEARSAL SCHEDULE: Available May 2026

PREPARATION: Dancers do not need costumes; please come with appropriate shoes and water bottle

Save the Date!

All performers participating in the Spring Dance Recital must attend the stage rehearsal scheduled on Friday, June 19th held at Seaholm High School inside the Wagner Auditorium. Parents will be provided a “walk thru” of protocols that students and parents alike must follow.

ENTRANCE: BIRMINGHAM COMMUNITY EDUCATION DOOR

All Parents/Guardians should enter Seaholm High School using the back entrance labeled “Birmingham Community Education” for dancer check-in which leads to the dressing rooms. (See map inside the packet)

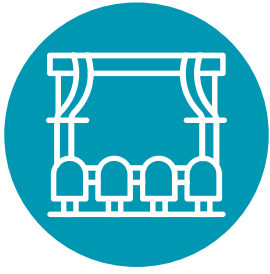


PLEASE NOTE: Classes will have assigned stage times, to keep the stage rehearsals running smoothly. Dancers will be dismissed immediately following their stage run- thru. Younger dancers will always rehearse on the stage first.

Costumes are not required for the Stage rehearsal! However, please bring your dance shoes, bottled water and dress in appropriate dance class attire. We'll have all class props from the studio on site for the stage rehearsal to ensure our showcase runs smoothly.

FATHER & DAUGHTER STAGE REHEARSAL

The Father & Daughter performance will also have an assigned stage rehearsal timeslot on Friday, June 19th to ensure everyone is prepared for a great performance! An email notification will be dispersed in May advising of the timeslot before our actual stage rehearsal.



RECITAL DAY

LIGHTS...CAMERA...ACTION...IT'S SHOWTIME!

It's the day you've been waiting for...Recital Day! This is when your dancer gets to show off everything they've been working on! Your dancer will be checked in backstage, and parents will be able to sit back, relax, and enjoy the show!

DANCER ARRIVAL & DRESSING ROOMS

All Parents/Guardians should enter Seaholm High School using the back entrance labeled "Birmingham Community Education" for dancer check-in (See map inside the packet).

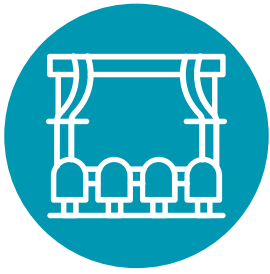
There will be signage throughout the building and volunteers on site to help direct students into the building and guide you to the dancer check-in point.

DANCER CHECK-IN POINT: SIGN-IN/OUT PROCESS

1. Upon arrival to the dancer check-in point, Parent/Guardians will sign their dancer in as instructed.
2. All dancers/parents should have their wristbands on for the check-in process.
3. Please remember, the same parent that signs your dancer in must sign them out as well, for safety and security reasons.
4. Please be sure your dancer is already fed upon arrival to help ensure they're focused and in good spirits. Bottled water and snacks will also be available backstage.
5. Don't forget to take your dancer to the bathroom before you depart!



NOTE: We are on a tight schedule and will not wait for late dancers. It is imperative that dancers are on time, in costume and ready to dance. Please arrive early if you need additional time to get acclimated and ensure your dancer is ready.



REHEARSAL DAY

- **DOUBLE, TRIPLE CHECK YOUR COSTUMES AND SHOES!**
- You must check-in with a staff member in the lobby.
- We HIGHLY suggest doing your dancers makeup at home prior to the show. This will provide you and stress-free atmosphere and avoid the chaos of doing makeup in the dressing rooms.
LIPSTICK IS LAST! Put lipstick on AFTER your dancer has put on their costume and cover up .

WHAT SHOULD I BRING FOR THE DAY?

- All costumes, tights, and shoes
- Check that you have all hair accessories and props (if applicable)
- Makeup for touch ups
- Extra bobby pins/hairspray/hairnets/hair ties (that match hair color)
- Water bottle
- Hairbrush/comb
- CLEAN, no-mess snacks
- Cover up for costume when eating/drinking
- Safety pins (you never know!)
- First aid kit
- Deodorant (if applicable)
- Flip flops/flats for walking around before or after
- Double check that all nail polish has been removed!
- Coloring books/small games for in between dances (if needed)
- **PROPER UNDERGARMENTS!** We love Paw Patrol but we'd rather not see them through your tights onstage!
- **JEWELRY** – no jewelry is to be worn unless a part of the costume (post/stud rhinestone earrings are allowed)



PARENT VOLUNTEERS

Looking to volunteer at the Spring Dance Recital this season? We'd love to have you!

Please be advised that ALL parent volunteers MUST have a 2025-2026 background check on file with the City of Southfield.

SUBMISSION DEADLINE: Saturday, May 9, 2026

NOTE: Backstage volunteers do not require a ticket for entry into the show.

STEP 1: Please be sure to complete the City of Southfield release form. It's an editable PDF that should allow you to easily populate your information. If unable to locate please email:

impulsedancestudio@yahoo.com & hgraves@cityofsouthfield.com

STEP 2: Once complete, please send the form to the Southfield Recreation Programmer, at the information below:

- Holly Graves: hgraves@cityofsouthfield.com
- cc: impulsedancestudio@yahoo.com

STEP 3: Please be sure to attach a copy of your driver's license when sending over the release form. Holly will then submit your information to the Southfield HR department. The background check process can take a few weeks, so you'll want to get this completed promptly so the process can begin.

BACKSTAGE DAD CREW

We're looking for a few good dads to help us backstage with props and setup during the Spring Dance Recital! Join us behind the curtain if you prefer to be backstage where the action is! Look for our sign-up sheet w/participation requirements soon!



NOTE: Backstage dads are volunteers and do not require a ticket for entry into the show.

Recital GIFTS



Let us save you time during the busy recital weekend!

Pre-order your recital gifts and flowers today and have them waiting for you by/before the show!
All pre-orders must be completed online.

Use the QR code or web address listed on this flyer to visit the ordering site.

Pre-orders due *SATURDAY, May 16th* to guarantee delivery!

Additional flowers and gifts will be available at the show while supplies last.

\$52



RECITAL BUNDLE!

EXCLUSIVE 2026 RECITAL GIFTS



\$15

½ Dozen
Mixed Flower Bouquet



\$20

10-Year Anniversary
Commemorative T-Shirt
Youth & Adult sizes available



\$22

9" Impulse Bears comes with
a mini Impulse T-Shirt!

Scan Me





NEW IMPULSE MERCH IS COMING!

ONLINE STORE - Get ready to shop online with us! Stand out from the crowd and add a little extra sparkle to your dance gear with our CUSTOM Impulse Dancewear!

We've partnered with a local small business and will now have an online store available for parents to order Impulse Dance Academy merchandise at their convenience.

YOU'LL BE ABLE TO:

- Choose from our family line of shirts AND MORE!
- Continue to check back for new merch items as the seasons change!

Ready to Shop?

Our online store goes live **w/o April 5, 2026!**

Email announcement to come!

GET IMPULSIFIED






HAIR



Impulse Dancers: All dancers must have their hair in a neat bun for both Picture Day and the Recital. We ask that the hair is securely fastened **AWAY** from the face and pulled into a bun to the best of your ability.

SLICK BUNS

Slick buns provide the best stage look. Buns should be placed in the crown of the head. **Avoid** buns that are too high, too big or heavy. **NO** bangs of any kind.



BRAIDED BUNS

Braided buns are acceptable for the show. **Avoid** bangs and beads of any kind! Avoid braids that are too big and too heavy. Share this picture w/your stylist for reference if needed



BUN MAKER DONUTS

Need a little help? Whether you're wearing a slick or braided bun, donut buns can pull your look together. Check your local beauty supply store or shop online.



FINAL TOUCHES

Use bobby pins, and hairnets that match your dancer's hair color. In a group dance, dancers should look uniform. This includes their hair.

Remember to use a hairnet to secure your bun. Hairnets really can save a bun by helping to hold the bun in place and flatten it out.



MAKEUP

EYES

Neutral palette (soft pinks)

FACE FOUNDATION

Use to match skin tone or a shade darker. Use at parent's discretion

EYELINER/MASCARA

Black or brown. Use at parent's discretion. Mascara and eyeliner help best to open the eyes on stage. We suggest a TRAVEL SIZE mascara, the wand will be easier to use with small eyes.

BLUSH

A shade or two darker than everyday color

LIPS

Red, no pinks!

Two things we hear from parents regarding recital makeup:

"Why does she need to wear makeup for the recital?"

"How do I do dance recital makeup? I don't even wear makeup myself."

a) Those super cute shiny costumes look stunning on stage! We want to ensure your dancer's beautiful smile and facial expressions are seen on stage as well.

b) The stage lights are very intense and can make a dancer's face look washed out. Properly applied makeup will enhance your dancer's features under bright, colorful stage lights.

c) The dancers are elevated on a stage and can be far away from the audience. We want to ensure your dancers face is seen all over the room, no matter the distance!





RECITAL PROTOCOLS

MINI DANCERS



Parents of mini dancers ages 5 years and younger may check their dancer out at INTERMISSION (after their designated performances) and sit them in a **paid & reserved seat** until the conclusion of the show if desired. (This is optional).

- **If you want your dancer to have their own seat in the audience, a ticket must be purchased.**
- **ALL dancers ages 6 & up** should remain backstage until the conclusion of the show to avoid show interruptions.

NOTE: All dancers not backstage should report backstage for the finale bow and celebration held onstage!

EVENT POLICIES

- **Concessions:** Will be available during the event. We ask that any food or beverage be consumed in the lobby during pre/post show or intermission. Please be sure to advise your friends and family members attending.
- **Helium Balloons:** The venue prohibits helium balloons. Please do not bring them into the facility. Please be sure to advise your friends and family members attending.

FRIENDLY REMINDERS

- Please help us by assuring your dancer uses the restroom before they check-in for the show
- ALL dancers should arrive in costume with hair and make-up complete.
- Parents, if you are needed in the dressing room, an announcement will be made requesting your presence.
- PLEASE NOTE: If your dancer must sit in the audience for any reason at all, they must also have a ticket or small enough to sit on a parent's lap. NO EXCEPTIONS!

MULTI-CLASS DANCERS: Bring a "collapsible hamper" to help keep track of your costume changes (label your hamper)



DON'T FORGET TO LABEL EVERYTHING!



RECITAL PROTOCOLS

CODE OF CONDUCT FORM

All dancers must have a Code of Conduct form signed by their Parent/Guardian and on file prior to the Recital. Please review all details on the form and initial next to each statement indicating that you understand the protocols required to participate in the show. Forms will be available in the studio beginning the month of May.

HAIR, TIGHTS & SHOES

All dancers participating in the Spring Dance Recital are required to have the appropriate hair, tights and shoes assigned to their respective classes.

HAIR: All dancers should have their hair in a neat bun for the show

ARMPITS: Should be clean shaven for any sleeveless costumes

HYGIENE: Keep baby wipes and deodorant on hand to freshen up as needed

TIGHTS: All dancers should have a NEW pair of performance tights ready for the stage (applicable to those classes that wear tights).

SHOES:

All dancers should be wearing the assigned class shoe for performance. No “alternative” shoes are permitted.

NO POLISH OR JEWELRY:

None should be worn on hands or feet during performance. Performance earrings only (stud rhinestones).

DANCER BEHAVIOR:

Dancers displaying any behavioral issues backstage will be asked to sit with their parents in the audience until performance time.

PARENTS ARE NOT ALLOWED TO STAY IN THE DRESSING ROOMS OR BACKSTAGE

Unless you are a staff member or designated volunteer. There will be staff members, volunteers and caregivers assigned to the dancers to ensure that all performers are accounted for. No one under the age of 18 will be able to leave the dressing room without a parent.

DANCER AMENITIES



Stage Design/Dance Props:

All performances receive stage lighting and design, and a dance prop/accessory (based upon the choreographer) to enhance the stage presence and show dynamic.



Backstage Refreshments:

All dancers, volunteers and staff have access to water and snacks backstage throughout the course of the event. Recital days are long, so it's important that everyone dedicating their time to the show has access to base level nutrients throughout the entire event. Pack CLEAN, healthy snacks if bringing your own.



Performance Medal:

We congratulate all dancers with a performance medal! Medals are dispersed to each participating dancer backstage at the conclusion of the spring dance recital upon check-out and are a wonderful keepsake to help remember their special day!



Recital Videography:

Access to our custom Impulse Dance videography link that dance parents will be able to share with family and friends for years to come! (Shared out to the studio post recital; upon videography editing completion)



FAQS

WHAT HAPPENS ONCE I DROP MY DANCER OFF?

- Once dancers are checked-in with the rest of their class, they will place their bags and/or costumes down in their respective areas.
- Instructors will then provide warm-up exercises for all dancers in prep for the show.
- Coloring pages and toys will be available backstage to keep dancers busy until their designated performance time.

CAN MY DANCER BRING SNACKS OR GAMES?

Dancers may bring one (1) item to keep them busy (i.e., game, or coloring book) and a blanket to sit on if desired.

While refreshments will be available backstage, they can also bring “Clean Snacks” ex. water, crackers, cheese. (No chocolate, potato chips or other messy snacks please).

ARE DEVICES & SOCIAL MEDIA ALLOWED?

No phones or tablets are allowed backstage for entertainment (no form of social media is allowed (YouTube, TikTok, IG, etc. These items will be removed from dancers if seen).

PLEASE NOTE: Absolutely NO snacks are allowed that contain any type of nut products in them such as PEANUT, COCONUT AND TREE NUTS. Snacks containing these ingredients are not allowed and will be removed.

WHERE DO I PICK UP MY CHILD AFTER THEY ARE DONE DANCING?

We ask that dancers remain backstage until the finale has concluded and the show is complete.

- There is a finale Bowe for all dancers!
- Parents then have the option to check their dancer out and depart accordingly.
- Dancers will be available for parent sign-out at the same dancer check-in location.
- Please remember the same parent that signs your dancer in must sign them out as well for safety and security.



COSTUME CARE

Here is some information about your costumes.

Between now and the show, you will want to keep your costume in the garment bag that it is sent home in.

- Most of the costumes are made with a delicate fabric or have sequins that can catch on other materials and snag. By keeping your costume in the garment bag, it will help protect the costume.
- Hanging your costumes will also lessen the chance of wrinkles and damage.
- Dance costumes should not be worn before recital. This prevents them from getting dirty or ruined. Once recital is over, you can wear the costumes as much as you like.

PREPARE YOUR COSTUMES, DANCE BAG & MAKE UP/HAIR ACCESSORIES BAG 2 DAYS PRIOR TO THE RECITAL DATES.

- Preparing 2 days in advance will allow you to see if you are missing anything for the show, which in turn allows you time to go and pick up those items.

BEST RECOMMENDATION FOR PREPARING COSTUMES:

- Use a steamer, if you have one or hang your costume near the shower (not where it will get wet) and the steam will naturally flatten out any wrinkles it may have. This is important with very delicate fabrics, costumes with sequins or rhinestones and especially ballet costumes.
- You can check the label to see if ironing your dance costume is safe. Please be advised that most costumes CAN NOT be ironed. If the label does say it is safe to iron, turn your costume inside out, set your iron on its cool setting and consider placing a thin towel between the iron and your costume fabric for extra protection. **Don't forget to pack an emergency kit for the day of the show that has safety pins and some needle and thread. It is always better to be prepared.

CARE AFTER THE RECITAL:

- After recital there is a number of ways to clean your costumes. Most importantly check the label. Spot Cleaning or hand washing is usually the best method. Some fabrics can stand up to the heat of dry cleaning, others can be thrown into the washing machine and others need some TLC.
- You can dry clean sturdy fabrics like wool, leather, pleather, chiffon and velvet—but choose a dry cleaner that has experience in dealing with dance costumes or intricate, detailed pieces of clothing.
- Machine washing is suitable for polyester, cotton/polyester blends, nylon and acrylic. Hand-washing is a must for pieces made of delicate material like lace, linen, Lycra or tulle—or any piece with sequins or rhinestones, which can be easily damaged at a dry cleaner or in the washing machine.
- What not to wash! There are some costumes that can never be washed- for example, ones made of fabrics with extremely delicate embroidery, painted costumes, heavy jackets or jackets with shoulder pads constructed out of anything other than standard polyester.

HOW DO YOU CARE FOR THESE TYPES OF COSTUMES?

- Use a commercial spray designed to eliminate odor in fabrics, making sure to test it on a swatch or small corner of the costume before using (this checks for discoloration.) Make sure you allow for enough time for the costume to dry before storing it.

OTHER USES...

- Once recital is over, many students like to take their costumes to camp or even wear them as Halloween costumes or for special dress up days at school!

RECITAL CHECK LIST

COSTUMES & RELATED ITEMS

- Dance Costumes
- Dance Accessories (i.e. gloves, hair pieces)
- Dance Tights/ Dance Socks
- Dance shoes (labeled with initials!!)
- Proper Undergarments
- Safety pins

FACE

- Foundation
- Blush
- Eye shadow
- Eyeliner
- Makeup brushes
- Q-tips/cotton balls
- Lip stick (for touch ups)
- Makeup remover wipes
- SMILES :-)

FIRST AID

- Wet wipes
- Band-Aids

HAIR

- Extra hair nets
- Bobby pins (same as hair color)
- Hair Spray
- Extra hair ties (same as hair color)
- Comb/brush

MISC

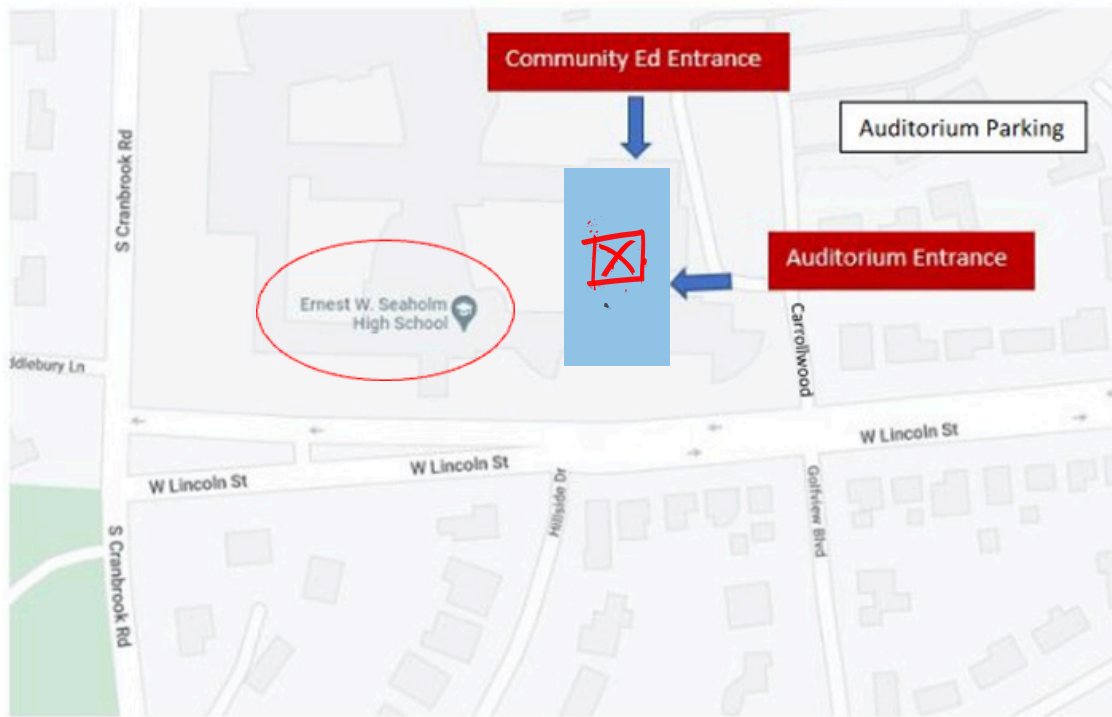
- Clear deodorant
- Blanket
- Small Hand Towel
- Cover up (robe or oversize t-shirt)
- Books/magazine/coloring
- Crayons/pencils
- Extra tissues
- Extra sanitary supplies
- Hamper (multi-class dancers)

FOOD & DRINK

- Bottled water
- healthy snacks

MAP & DIRECTIONS

Directions to Seaholm High School Auditorium



Ernest W. Seaholm High School is located at 2436 W. Lincoln, Birmingham, MI

Auditorium Entrance

Enter off W. Lincoln Street onto Carrollwood. The Auditorium Door is on your left (it is an unmarked entrance).

Community Education Entrance

Enter off W. Lincoln Street onto Carrollwood. Head to the back of the building and look for the dark red awning that says, "Community Education".